



MARKET DAILY

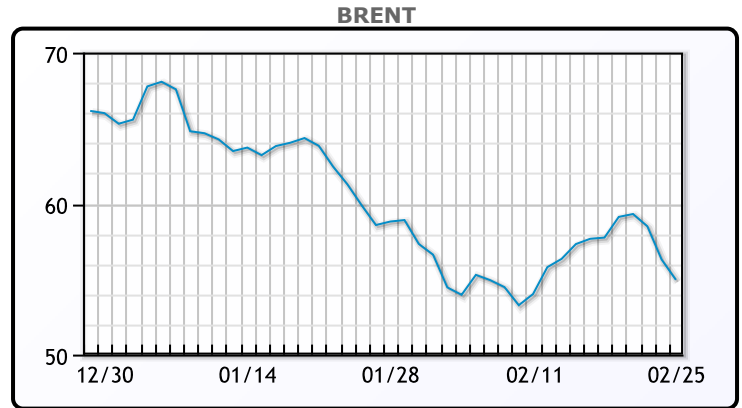
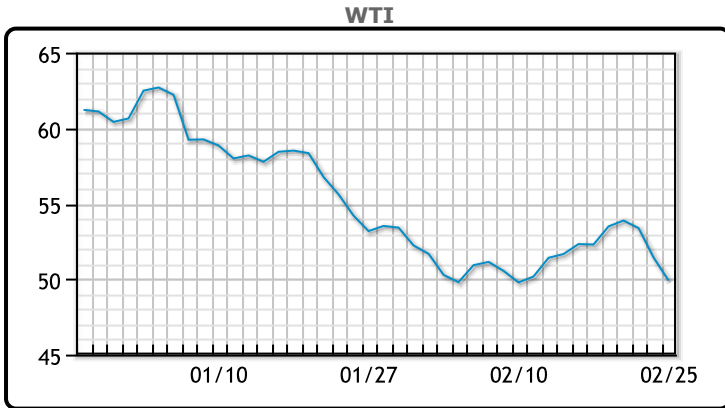
<http://www.pflpetroleum.com>
 1865 Veterans Park Dr. Suite 303
 Naples, Florida 34109
 Phone: 239-390-2885
 Fax: 239-949-0611
 Feb 25, 2020 6:34 PM

Major Energy Futures		
	Settle	Change
Brent	54.95	-1.35
Gas Oil	485.75	-23
Natural Gas	1.847	0.02
RBOB	153.24	-7.67
ULSD	156.85	-4.47
WTI	49.9	-1.53

Market Commentary

Oil prices continued to fall today, dropping down more than 5% at session lows, and falling again into bear market territory. Raymond James estimates the near-term impact on oil demand to be as much as 1.5MM/bpd. Energy sector stocks, tracked by ticker symbol XLE, together closed at their lowest level since July 2010. "This is it, this is the line in the sand. This is where they really start to hurt. This is where they start to not be able to service their debt, this is where the expense ratio does not work for Wall Street, for private equity, for anybody," John Kilduff from Again Capital said Monday. WTI traded down \$1.53 or -2.97% to close at \$49.90. Brent traded down \$1.35 or -2.4% to close at \$54.95.

Crude & Product Markets

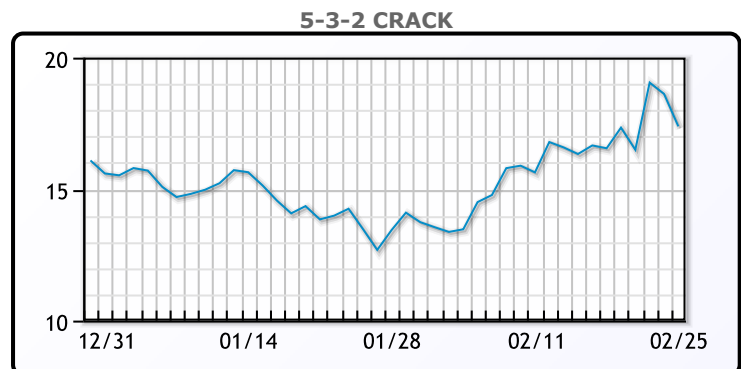
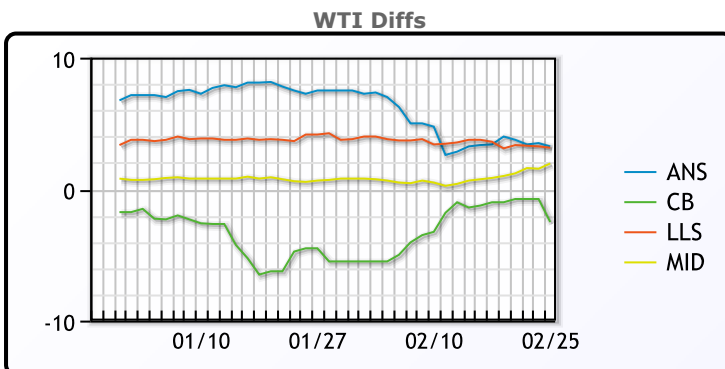


CRUDE

	Last	Week Ago	Month Ago
ANS	53.01	55.45	61.62
CB	47.26	51.05	48.62
LLS	52.91	55.65	58.37
Mid	51.71	52.9	54.82
WTI	49.76	52.05	54.12

PRODUCTS

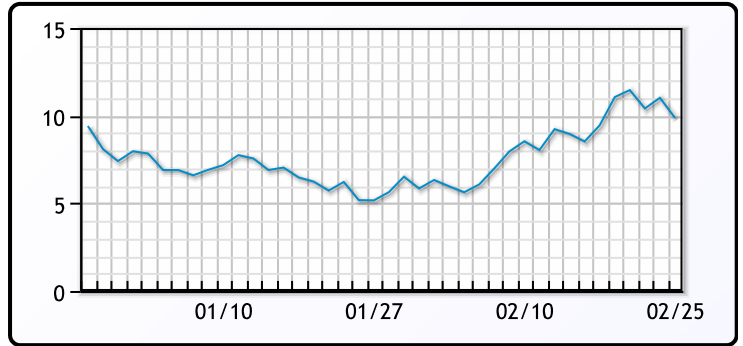
	Last	Week Ago	Month Ago
Gulf RBOB	148.82	156.24	146.96
Gulf ULSD	151.7	160.49	165.59
NYH RBOB	153.12	161.48	151.22
NYH ULSD	156.8	167.37	173.15
USGC 3%	44.13	44.13	45.63



3-2-1 Crack



Gulf 3-2-1 Crack



NGLs

MB

	Last	Week Ago	Month Ago
Butane	53.75	56.75	79.375
IsoButane	62.75	63.75	84.375
Natural Gasoline	110	112.75	115.25
Propane	40.75	38.25	40

CONWAY

	Last	Week Ago	Month Ago
Butane	54	58	81
IsoButane	64.25	70	82
Natural Gasoline	102.5	104	113
Propane	38	34.25	36.25

MB NON

	Last	Week Ago	Month Ago
Butane	60.75	68.75	75.375
IsoButane	62.75	63.75	93.375
Natural Gasoline	102	106.5	114
Propane	41.25	39	35

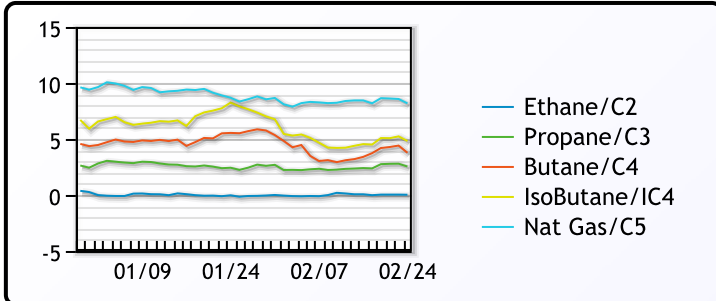
EDMONTON

	Last	Week Ago	Month Ago
Propane	28.5	24	31.5

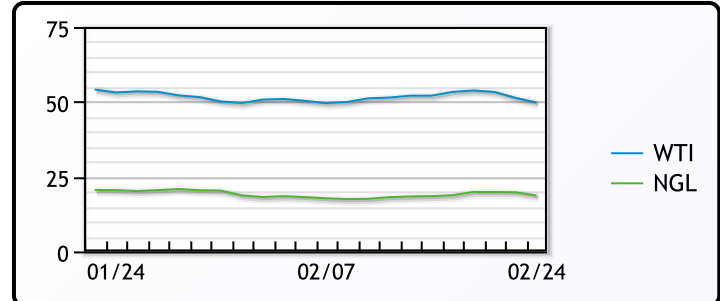
SARNIA

	Last	Week Ago	Month Ago
Propane	53.5	48.5	51.75

FRAC SPREAD



WTI vs NGL



FX

	Last	Change
CAD	1.3289	0.001
DXY	98.968	-0.391
Gold	1637.25	2.11

RATES

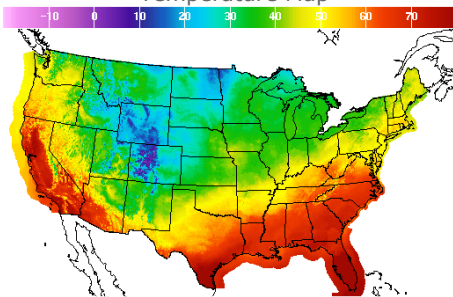
	Last	Change
US 2yr	1.2248	-0.0228
US 10yr	1.3521	-0.0184
CAN 10yr	1.214	0.015

EQUITIES

	Last	Change
Nasdaq	8965.612	-255.668
TSX	1023.72	-22.318
S&P 500	3128.21	-97.68

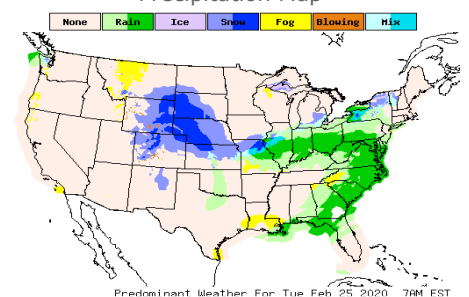
Weather Data

Temperature Map



City	HIGH °F	LOW °F
Calgary	31	23
Conway	15	0
Cushing	44	34
Denver	24	16
Houston	66	54
Mont Belvieu	67	52
Sarnia	34	30
Williston	25	10

Precipitation Map



This report has been prepared by PFL Petroleum Limited personnel for your information only and the views expressed are intended to provide market commentary and are not recommendations. This report is not an offer to sell or a solicitation of any offer to buy any security. The information contained herein has been compiled by PFL from sources believed to be reliable, but no representation or warranty, express or implied, is made by PFL Petroleum Limited, its affiliates or any other person as to its accuracy, completeness or correctness. Copyright 2017 PFL Petroleum Limited. All Rights Reserved