



MARKET DAILY

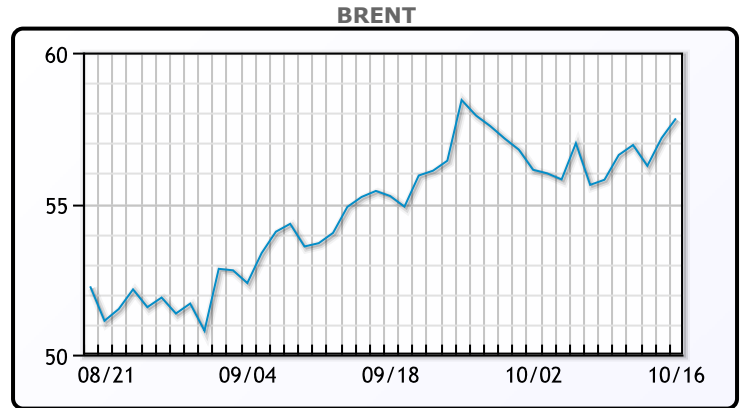
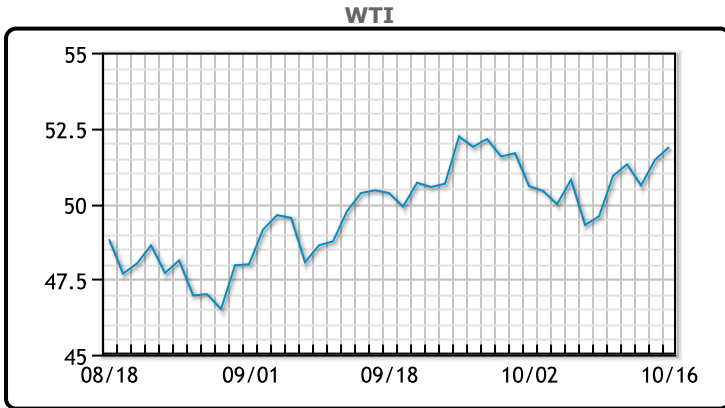
<http://www.pflpetroleum.com>
 1865 Veterans Park Dr. Suite 303
 Naples, Florida 34109
 Phone: 239-390-2885
 Fax: 239-949-0611
 Oct 16, 2017 5:43 PM

Major Energy Futures		
	Settle	Change
Brent	57.82	0.65
Gas Oil	533.5	6.5
Natural Gas	2.946	0.013
RBOB	161.69	0.4
ULSD	181.29	0.37
WTI	51.87	-0.02

Market Commentary

In petroleum related markets, buying pressure stemming from geopolitical tension has traders looking to find support for WTI near-\$50 value. Potential US sanctions on Iran and Venezuela, and the growing tension between Iraq and Kurdistan has threatened supply, and therefore pushed prices upward. Ramped up US production will be the key factor in keeping prices down over the next few months. Respectively, WTI and Brent traded up today in the amount of \$0.42 & \$0.65 to close at \$51.87 & \$57.82.

Crude & Product Markets

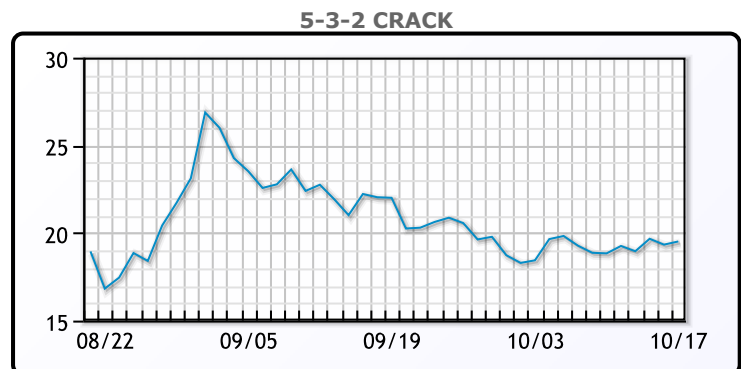
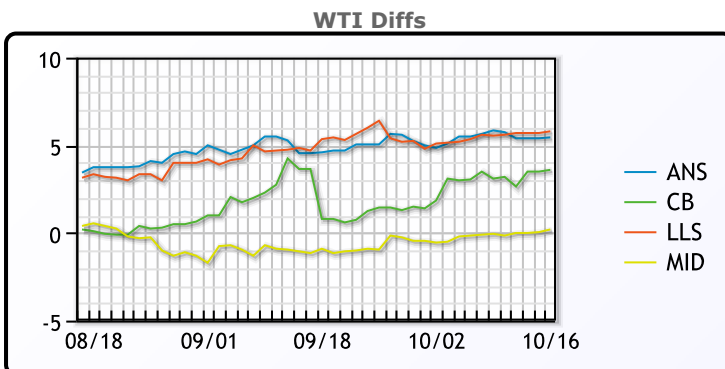


CRUDE

	Last	Week Ago	Month Ago
ANS	57.32	55.43	54.44
CB	55.47	52.68	53.54
LLS	57.67	55.13	54.59
Mid	52.07	49.53	48.74
WTI	51.87	49.58	49.89

PRODUCTS

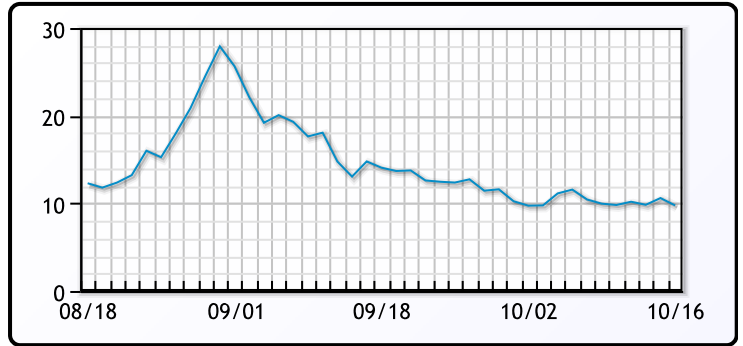
	Last	Week Ago	Month Ago
Gulf RBOB	158.19	153.44	165.17
Gulf ULSD	176.76	169.42	176.33
NYH RBOB	164.57	158.32	171.17
NYH ULSD	181.29	173.65	180.01
USGC 3%	49.38	47.13	50.38



3-2-1 Crack



Gulf 3-2-1 Crack



NGLs

MB

	Last	Week Ago	Month Ago
Butane	104.625	104.125	97.5
IsoButane	106	105.625	101
Natural Gasoline	122	117.75	115.88
Propane	93.875	94.375	87.75

CONWAY

	Last	Week Ago	Month Ago
Butane	106.75	106.38	102.88
IsoButane	109	110.75	105.75
Natural Gasoline	120.75	115.5	112.5
Propane	89.875	90.125	85.125

MB NON

	Last	Week Ago	Month Ago
Butane	106.875	106.125	101.5
IsoButane	106	105.625	101
Natural Gasoline	124.25	118.75	117
Propane	94	92.87	87.63

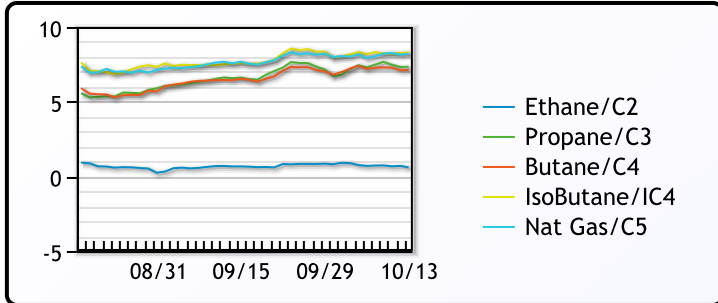
EDMONTON

	Last	Week Ago	Month Ago
Propane	72.87	69.75	61.75

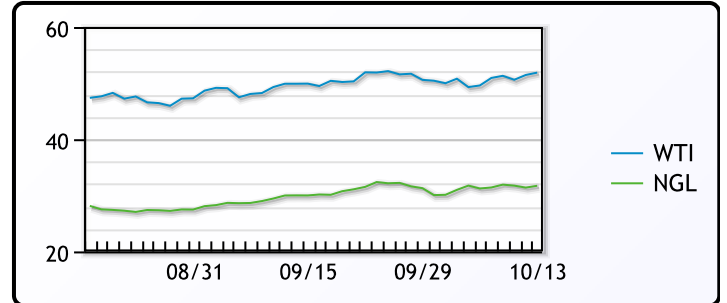
SARNIA

	Last	Week Ago	Month Ago
Propane	100.5	99.75	86.75

FRAC SPREAD



WTI vs NGL



FX

	Last	Change
CAD	1.2525	0.0007
DXY	93.312	0.221
Gold	1294.29	-1.5

RATES

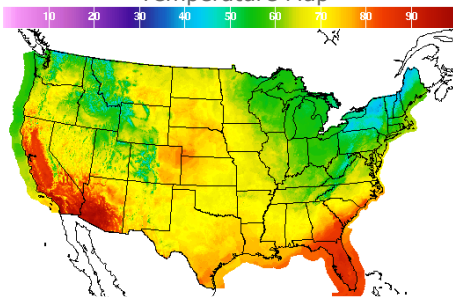
	Last	Change
US 2yr	1.5379	0.045
US 10yr	2.3034	0.0304
CAN 10yr	2.029	-0.008

EQUITIES

	Last	Change
Nasdaq	6624.005	18.204
TSX	932.278	-0.0807
S&P 500	2557.64	4.47

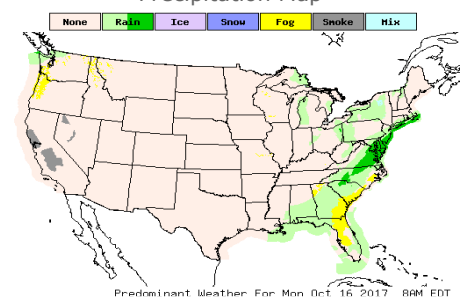
Weather Data

Temperature Map



City	HIGH °F	LOW °F
Calgary	67	48
Conway	67	53
Cushing	65	44
Denver	71	36
Houston	74	57
Mont Belvieu	74	57
Sarnia	49	45
Williston	64	42

Precipitation Map



This report has been prepared by PFL Petroleum Limited personnel for your information only and the views expressed are intended to provide market commentary and are not recommendations. This report is not an offer to sell or a solicitation of any offer to buy any security. The information contained herein has been compiled by PFL from sources believed to be reliable, but no representation or warranty, express or implied, is made by PFL Petroleum Limited, its affiliates or any other person as to its accuracy, completeness or correctness. Copyright 2017 PFL Petroleum Limited. All Rights Reserved